

施設整備工

路 盤 工 集 計 表

| 種 別 ・ 細 目 | 規格・区分 | 算 式 | 数量 | 単位 | 摘 要 |
|---------------|-------------------------------------|-----------------------------|-----|----|------------|
| 【不陸整正】 | | | | | |
| | | | | | |
| 不陸整正 | | = 877.65 | 878 | m2 | |
| | | | | | |
| 【車道透水性舗装工】 | | | | | |
| | | | | | |
| 凍上抑制層 | 80mm級粗粒材 t=25cm | A = 212.72 = 212.72 | 213 | m2 | |
| | | | | | |
| 透水性路盤 | 再生クラッシャーラン40mm級 t=20cm | A = 212.72 = 212.72 | 213 | m2 | |
| | | | | | |
| 表層 | 透水性舗装カラー舗装 t=5cm 1.4m以上 | A = 212.72 = 212.72 | 213 | m2 | |
| | | | | | |
| 【歩道アスファルト舗装工】 | | | | | |
| | | | | | |
| 凍上抑制層 | 80mm級粗粒材 t=17cm | A = 463.70 + 90.02 = 553.72 | 554 | m2 | |
| | | | | | |
| 下層路盤 | 再生クラッシャーラン40mm級 t=10cm | A = 463.70 + 90.02 = 553.72 | 554 | m2 | |
| | | | | | |
| 表層 | 細粒度アスコン(再生材) t=3cm タックコート 1.4m以上 | A = 463.70 + 90.02 = 553.72 | 554 | m2 | |
| | | | | | |
| 【歩道透水性舗装工】 | | | | | |
| | | | | | |
| フィルター層 | 砂 t=10cm | A = 111.21 = 111.21 | 111 | m2 | |
| | | | | | |
| 透水性路盤 | クラッシャーラン40mm級 t=17cm | A = 111.21 = 111.21 | 111 | m2 | 新材を使用すること。 |
| | | | | | |
| 表 層 | 透水性舗装カラー舗装 t=3cm 1.4m以上 | A = 111.21 = 111.21 | 111 | m2 | |
| | | | | | |

舗 装 工 集 計 表 (2/2)

| 種 別 ・ 細 目 | 規格・区分 | 算 式 | 数量 | 単位 | 摘 要 |
|-------------|--------------------------------------|---|-----|----|-----|
| 【歩道非透水性舗装工】 | | | | | |
| | | | | | |
| 表 層 | 非透水性舗装カラー舗装 t=0.3cm タックコート 1.4m以上 | A = 59.21 = 59.2 | 59 | m2 | |
| | | | | | |
| 【道路付属施設工】 | | | | | |
| | | | | | |
| 見切り材 | ポリエチレン製 H127mm×13.0m | L = 106.38 + 62.14 + 50.73 + 42.96 = 262.21 | 262 | m | |
| | | | | | |
| | | | | | |
| | | | | | |
| | | | | | |
| | | | | | |
| | | | | | |
| | | | | | |
| | | | | | |
| | | | | | |
| | | | | | |
| | | | | | |
| | | | | | |
| | | | | | |
| | | | | | |
| | | | | | |
| | | | | | |
| | | | | | |

車道透水性路盤工

調 書

| 項 目 | | 園路A | | | | | | | | | | | | | | |
|------------------------------|--------|-------|--------|------|----|------|----|------|------|------|------|------|----|----|----------------|--------|
| | | | | | | | | | | | | | | | | |
| 延 長 | | 53.18 | | | | | | | | | | | | | | |
| | | | | | | | | | | | | | | | | |
| | | | | | | | | | | | | | | | | |
| | | | | | | | | | | | | | | | | |
| 種別・細目 | 規格 | 断面当り | 数量 | 断面当り | 数量 | 断面当り | 数量 | 箇所当り | 箇所当り | 箇所当り | 箇所当り | 箇所当り | 数量 | 数量 | 単位 | 合計 |
| 【車道舗装工】 | | | | | | | | | | | | | | | | |
| | | | | | | | | | | | | | | | | |
| 凍上抑制層 80mm級粗粒材 | t=25cm | 4.00 | 212.72 | | | | | | | | | | | | m ² | 212.72 |
| | | | | | | | | | | | | | | | | |
| 透水性路盤 再生クラッシャーラン 40mm級 | t=20cm | 4.00 | 212.72 | | | | | | | | | | | | m ² | 212.72 |
| | | | | | | | | | | | | | | | | |
| | | | | | | | | | | | | | | | | |
| | | | | | | | | | | | | | | | | |
| | | | | | | | | | | | | | | | | |
| | | | | | | | | | | | | | | | | |
| | | | | | | | | | | | | | | | | |
| | | | | | | | | | | | | | | | | |
| | | | | | | | | | | | | | | | | |
| | | | | | | | | | | | | | | | | |
| | | | | | | | | | | | | | | | | |
| | | | | | | | | | | | | | | | | |

歩道路盤工

調 書

| 項 目 | | 園路B | | 園路C | | 園路D | | 園路E | | 園路F | | | | | | |
|---------------------------|--------|--------|--------|-------|-------|-------|-------|-------|-------|-------|-------|------|----|----|----------------|--------|
| | | | | | | | | | | | | | | | | |
| 延 長 | | 154.67 | | 33.30 | | 32.84 | | 47.68 | | 40.64 | | | | | | |
| | | | | | | | | | | | | | | | | |
| | | | | | | | | | | | | | | | | |
| | | | | | | | | | | | | | | | | |
| | | | | | | | | | | | | | | | | |
| 種別・細目 | 規格 | 断面当り | 数量 | 断面当り | 数量 | 断面当り | 数量 | 断面当り | 数量 | 断面当り | 数量 | 箇所当り | 数量 | 数量 | 単位 | 合計 |
| 【歩道舗装工】 | | | | | | | | | | | | | | | m ² | |
| | | | | | | | | | | | | | | | | |
| 凍上抑制層(再生材) 80mm級粗粒材 | t=17cm | 1.50 | 232.01 | 1.50 | 49.95 | 1.50 | 49.26 | 1.50 | 71.52 | 1.50 | 60.96 | | | | m ² | 463.70 |
| | | | | | | | | | | | | | | | | |
| 路盤 再生クラッシャーラン 40mm級 | t=10cm | 1.50 | 232.01 | 1.50 | 49.95 | 1.50 | 49.26 | 1.50 | 71.52 | 1.50 | 60.96 | | | | m ² | 463.70 |
| | | | | | | | | | | | | | | | | |
| | | | | | | | | | | | | | | | | |
| | | | | | | | | | | | | | | | | |
| | | | | | | | | | | | | | | | | |
| | | | | | | | | | | | | | | | | |
| | | | | | | | | | | | | | | | | |
| | | | | | | | | | | | | | | | | |
| | | | | | | | | | | | | | | | | |
| | | | | | | | | | | | | | | | | |
| | | | | | | | | | | | | | | | | |
| | | | | | | | | | | | | | | | | |
| | | | | | | | | | | | | | | | | |
| | | | | | | | | | | | | | | | | |
| | | | | | | | | | | | | | | | | |
| | | | | | | | | | | | | | | | | |

歩道路盤工

調 書

| 項 目 | | 花壇テーブル +ベンチ 1 | | 花壇テーブル +ベンチ 2 | | 花壇ベンチ | | | | | | | | | | |
|---------------------------|--------|------------------|-------|------------------|-------|-------|-------|------|----|------|----|------|----|----|----------------|-------|
| | | | | | | | | | | | | | | | | |
| 箇 所 | | 1 | | 1 | | 3 | | | | | | | | | | |
| | | | | | | | | | | | | | | | | |
| | | | | | | | | | | | | | | | | |
| | | | | | | | | | | | | | | | | |
| | | | | | | | | | | | | | | | | |
| | | | | | | | | | | | | | | | | |
| 種別・細目 | 規格 | 箇所当り | 数量 | 箇所当り | 数量 | 箇所当り | 数量 | 箇所当り | 数量 | 箇所当り | 数量 | 箇所当り | 数量 | 数量 | 単位 | 合計 |
| 【歩道舗装工】 | | | | | | | | | | | | | | | m ² | |
| | | | | | | | | | | | | | | | | |
| 凍上抑制層(再生材) 80mm級粗粒材 | t=17cm | 17.24 | 17.24 | 20.82 | 20.82 | 17.32 | 51.96 | | | | | | | | m ² | 90.02 |
| | | | | | | | | | | | | | | | | |
| 路盤 再生クラッシャーラン 40mm級 | t=10cm | 17.24 | 17.24 | 20.82 | 20.82 | 17.32 | 51.96 | | | | | | | | m ² | 90.02 |
| | | | | | | | | | | | | | | | | |
| | | | | | | | | | | | | | | | | |
| | | | | | | | | | | | | | | | | |
| | | | | | | | | | | | | | | | | |
| | | | | | | | | | | | | | | | | |
| | | | | | | | | | | | | | | | | |
| | | | | | | | | | | | | | | | | |
| | | | | | | | | | | | | | | | | |
| | | | | | | | | | | | | | | | | |
| | | | | | | | | | | | | | | | | |
| | | | | | | | | | | | | | | | | |
| | | | | | | | | | | | | | | | | |
| | | | | | | | | | | | | | | | | |
| | | | | | | | | | | | | | | | | |
| | | | | | | | | | | | | | | | | |

歩道透水性路盤工

調 書

| 項 目 | | スロープ1 | | スロープ1 取付部 | | 天端 | | | | | | | | | | | |
|----------------------------|--------|-------|-------|--------------|------|-------|-------|------|------|------|------|------|----|----|----------------|--------|--|
| | | | | | | | | | | | | | | | | | |
| 延 長 | | 49.56 | | 0.60 | | 18.02 | | | | | | | | | | | |
| | | | | | | | | | | | | | | | | | |
| 取 付 間 口 延 長 | | | | | | | | | | | | | | | | | |
| | | | | | | | | | | | | | | | | | |
| 取付間口控除後延長 | | | | | | | | | | | | | | | | | |
| | | | | | | | | | | | | | | | | | |
| 種別・細目 | 規格 | 断面当り | 数量 | 断面当り | 数量 | 断面当り | 数量 | 箇所当り | 箇所当り | 箇所当り | 箇所当り | 箇所当り | 数量 | 数量 | 単位 | 合計 | |
| 【透水性舗装工】 | | | | | | | | | | | | | | | | | |
| | | | | | | | | | | | | | | | | | |
| フィルター層 砂 | t=10cm | 1.50 | 74.34 | 1.38 | 0.83 | 2.00 | 36.04 | | | | | | | | m ² | 111.21 | |
| | | | | | | | | | | | | | | | | | |
| 透水性路盤 クラッシャーラン 40mm級 | t=17cm | 1.50 | 74.34 | 1.38 | 0.83 | 2.00 | 36.04 | | | | | | | | m ² | 111.21 | |
| | | | | | | | | | | | | | | | | | |
| | | | | | | | | | | | | | | | | | |
| | | | | | | | | | | | | | | | | | |
| | | | | | | | | | | | | | | | | | |
| | | | | | | | | | | | | | | | | | |
| | | | | | | | | | | | | | | | | | |
| | | | | | | | | | | | | | | | | | |
| | | | | | | | | | | | | | | | | | |
| | | | | | | | | | | | | | | | | | |
| | | | | | | | | | | | | | | | | | |
| | | | | | | | | | | | | | | | | | |
| | | | | | | | | | | | | | | | | | |
| | | | | | | | | | | | | | | | | | |

延長調書

園路 A

| 測 点 | 延長 m | m | m | m | m | m | 摘 要 |
|--------------|---------|---|---|---|---|---|-----|
| 0.00 ~ 53.18 | 53.18 | | | | | | |
| | | | | | | | |
| | | | | | | | |
| | | | | | | | |
| | | | | | | | |
| | | | | | | | |
| | | | | | | | |
| | | | | | | | |
| | | | | | | | |
| | | | | | | | |
| | | | | | | | |
| | | | | | | | |
| | | | | | | | |
| | | | | | | | |
| | | | | | | | |
| | | | | | | | |
| | | | | | | | |
| | | | | | | | |
| | | | | | | | |
| | | | | | | | |
| | | | | | | | |
| | | | | | | | |
| | | | | | | | |
| | | | | | | | |
| | | | | | | | |
| | | | | | | | |
| | | | | | | | |
| | | | | | | | |
| | | | | | | | |
| 小 計 | 53.18 | | | | | | |
| | | | | | | | |
| 累 計 | 53.18 | | | | | | |
| | | | | | | | |
| | | | | | | | |
| 累 計 | 53.18 | | | | | | |
| | | | | | | | |

延長調書

[illegible]

延長調書

[illegible]

延長調書

[illegible]

延長調書

[illegible]

延長調書

[illegible]

路 盤 工

園 路 A

断面当り数量調書

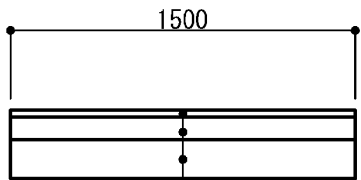


| 名 称 | | 算 式 | | 数 量 | 単位 |
|---------|---------------------|--------|---------|------|----|
| 【車道舗装工】 | | | | | |
| 凍上抑制層 | 80mm級粗粒材 | t=25cm | W= 4.00 | 4.00 | m |
| 透水性路盤 | 再生クラッシャーラン 40mm級 | t=20cm | W= 4.00 | 4.00 | m |
| | | | | | |
| | | | | | |
| | | | | | |
| | | | | | |
| | | | | | |

路 盤 工

園 路 B、C、D、E、F

断面当り数量調書



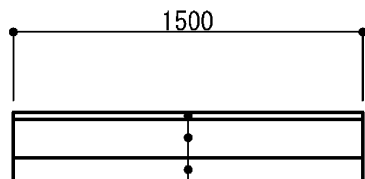
表層：細粒度アスコン t= 30mm
路盤：40mm級粗粒材 t=100mm
凍上抑制層：80mm級粗粒材 t=170mm

| 名 称 | 算 式 | | 数 量 | 単位 |
|---------|---------------------|----------------|------|----|
| 【歩道舗装工】 | | | | |
| 凍上抑制層 | 80mm級粗粒材 | t=17cm W= 1.50 | 1.50 | m |
| 路盤 | 再生クラッシャーラン 40mm級 | t=10cm W= 1.50 | 1.50 | m |
| | | | | |
| | | | | |
| | | | | |
| | | | | |
| | | | | |

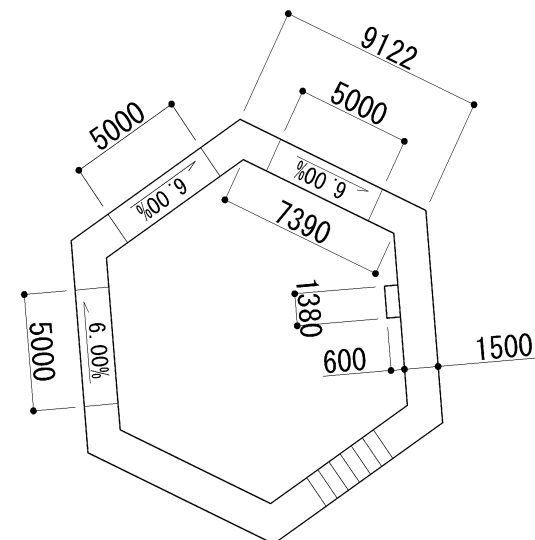
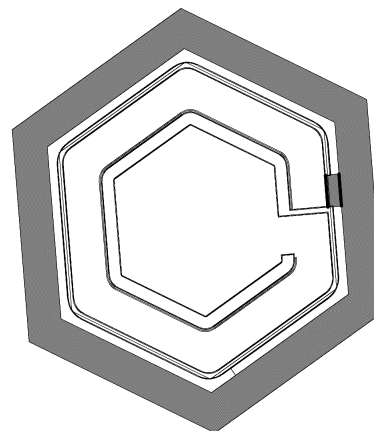
路 盤 工

スロープ1

断面当り数量調書



| | |
|----------------------|---------|
| 表層：透水性舗装(カラー舗装) | t= 30mm |
| 透水性路盤：クラッシャーラン(C-40) | t=170mm |
| フィルター層(砂) | t=100mm |



6.00%斜比: 1.00179

$$L = (9.122 + 7.390) / 2 \times 6 = 49.536 \text{ m}$$

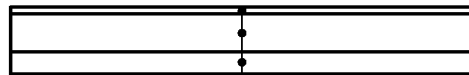
$$\text{(斜比考慮)} \quad L = 49.536 - 5.000 \times 3 + 5.000 \times 1.00179 \times 3 = 49.563 \text{ m}$$

| 名 称 | 算 式 | 数 量 | 単位 |
|----------------------|----------------|------|----|
| 【歩道舗装工】 | | | |
| フィルター層 砂 | t=10cm W= 1.50 | 1.50 | m |
| 透水性路盤 クラッシャーラン 40mm級 | t=17cm W= 1.50 | 1.50 | m |
| | | | |
| 【取付部】 | | | |
| フィルター層 砂 | t=10cm W= 1.38 | 1.38 | m |
| 透水性路盤 クラッシャーラン 40mm級 | t=17cm W= 1.38 | 1.38 | m |
| | | | |

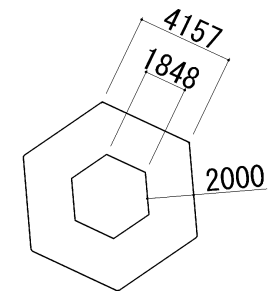
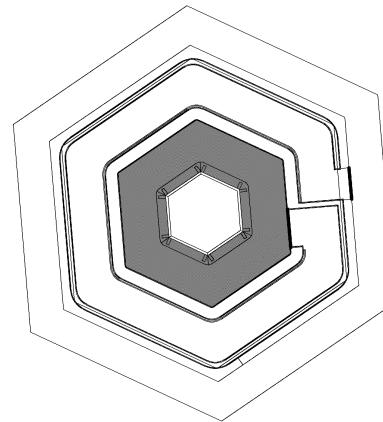
路 盤 工

天 端

断面当り数量調書



| | |
|----------------------|---------|
| 表層：透水性舗装(カラー舗装) | t= 30mm |
| 透水性路盤：クラッシャーラン(C-40) | t=170mm |
| フィルター層(砂) | t=100mm |



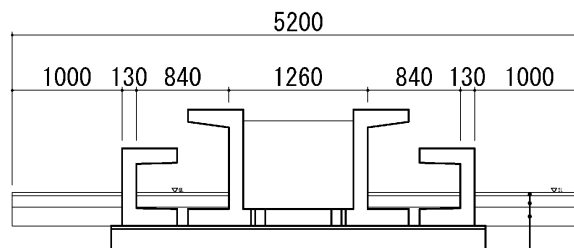
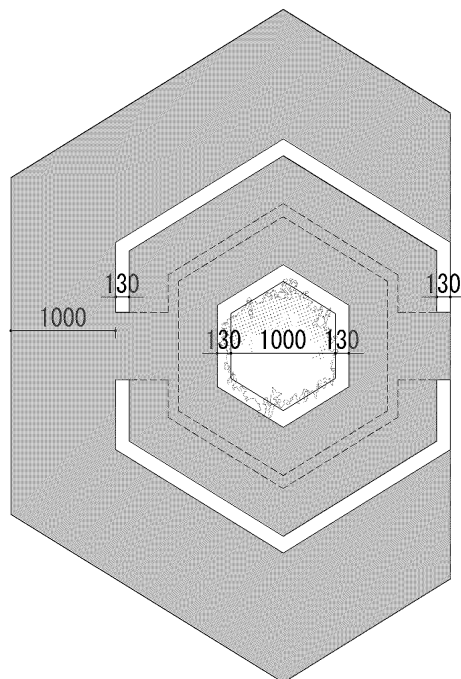
$$L = (4.157 + 1.848) / 2 \times 6 = 18.015 \text{ m}$$

| 名 称 | 算 式 | 数 量 | 単位 |
|-------------------------|----------------|------|----|
| 【歩道舗装工】 | | | |
| フィルター層 砂 | t=10cm W= 2.00 | 2.00 | m |
| 透水性路盤 クラッシャーラン 40mm級 | t=17cm W= 2.00 | 2.00 | m |
| | | | |
| | | | |
| | | | |
| | | | |
| | | | |

路 盤 工

花壇テーブル+ベンチ 1

箇所当り数量調書



表層：細粒度アスコン t= 30mm

路盤：40mm級粗粒材 t=100mm

凍上抑制層：80mm級粗粒材 t=170mm

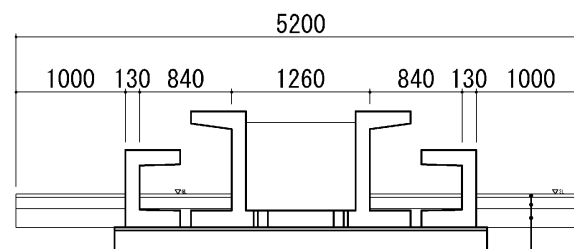
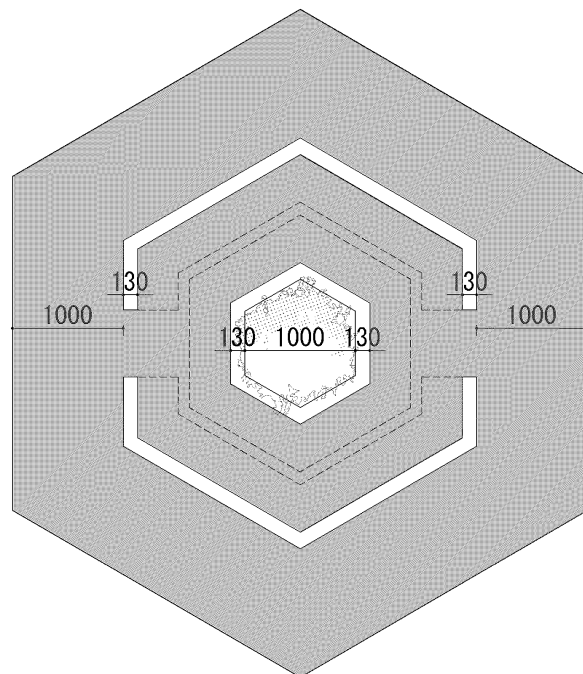
A= 17.236 m2 (CAD計測)

| 名 称 | 算 式 | 数 量 | 単位 |
|---------------------|-----------------|-------|----|
| 【歩道舗装工】 | | | |
| 凍上抑制層 80mm級粗粒材 | t=17cm A= 17.24 | 17.24 | m2 |
| 路盤 再生クラッシャーラン 40mm級 | t=10cm A= 17.24 | 17.24 | m2 |
| | | | |
| | | | |
| | | | |
| | | | |
| | | | |

路 盤 工

花壇テーブル+ベンチ 2

箇所当り数量調書



表層：細粒度アスコン t= 30mm

路盤：40mm級粗粒材 t=100mm

凍上抑制層：80mm級粗粒材 t=170mm

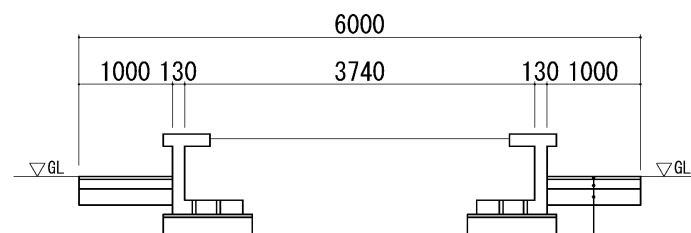
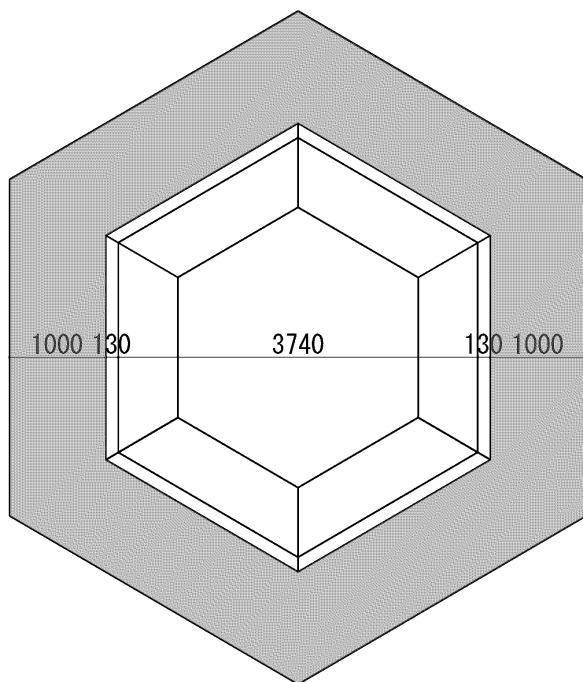
A= 20.816 m2 (CAD計測)

| 名 称 | 算 式 | 数 量 | 単位 |
|----------------------|-----------------|-------|----|
| 【歩道舗装工】 | | | |
| フィルター層 砂 | t=10cm A= 20.82 | 20.82 | m2 |
| 透水性路盤 クラッシャーラン 40mm級 | t=17cm A= 20.82 | 20.82 | m2 |
| | | | |
| | | | |
| | | | |
| | | | |
| | | | |

路 盤 工

花壇ベンチ

箇所当り数量調書



表層：細粒度アスコン t= 30mm

路盤：40mm級粗粒材 t=100mm

凍上抑制層：80mm級粗粒材 t=170mm

A= 17.321 m2 (CAD計測)

| 名 称 | 算 式 | 数 量 | 単位 |
|----------------------|-----------------|-------|----|
| 【歩道舗装工】 | | | |
| フィルター層 砂 | t=10cm A= 17.32 | 17.32 | m2 |
| 透水性路盤 クラッシャーラン 40mm級 | t=17cm A= 17.32 | 17.32 | m2 |
| | | | |
| | | | |
| | | | |
| | | | |
| | | | |

車道透水性舗装工

調 書

| 項 目 | | 園路A | | | | | | | | | | | | | | |
|----------------|-------|-------|--------|------|----|------|----|------|------|------|------|------|----|----|----------------|--------|
| | | | | | | | | | | | | | | | | |
| 延 長 | | 53.18 | | | | | | | | | | | | | | |
| | | | | | | | | | | | | | | | | |
| | | | | | | | | | | | | | | | | |
| | | | | | | | | | | | | | | | | |
| 種別・細目 | 規格 | 断面当り | 数量 | 断面当り | 数量 | 断面当り | 数量 | 箇所当り | 箇所当り | 箇所当り | 箇所当り | 箇所当り | 数量 | 数量 | 単位 | 合計 |
| 【車道舗装工】 | | | | | | | | | | | | | | | | |
| | | | | | | | | | | | | | | | | |
| 透水性舗装 カラー舗装 | t=5cm | 4.00 | 212.72 | | | | | | | | | | | | m ² | 212.72 |
| | | | | | | | | | | | | | | | | |
| | | | | | | | | | | | | | | | | |
| | | | | | | | | | | | | | | | | |
| | | | | | | | | | | | | | | | | |
| | | | | | | | | | | | | | | | | |
| | | | | | | | | | | | | | | | | |
| | | | | | | | | | | | | | | | | |
| | | | | | | | | | | | | | | | | |
| | | | | | | | | | | | | | | | | |
| | | | | | | | | | | | | | | | | |
| | | | | | | | | | | | | | | | | |
| | | | | | | | | | | | | | | | | |
| | | | | | | | | | | | | | | | | |

歩道アスファルト舗装工

調 書

| 歩道アスファルト舗装工 調 書 | | | | | | | | | | | | | | | | |
|-----------------|-------|--------|--------|-------|-------|-------|-------|-------|-------|-------|-------|------|----|----|----------------|--------|
| 項 目 | | 園路B | | 園路C | | 園路D | | 園路E | | 園路F | | | | | | |
| | | | | | | | | | | | | | | | | |
| 延 長 | | 154.67 | | 33.30 | | 32.84 | | 47.68 | | 40.64 | | | | | | |
| | | | | | | | | | | | | | | | | |
| | | | | | | | | | | | | | | | | |
| | | | | | | | | | | | | | | | | |
| 種別・細目 | 規格 | 断面当り | 数量 | 断面当り | 数量 | 断面当り | 数量 | 断面当り | 数量 | 断面当り | 数量 | 断面当り | 数量 | 数量 | 単位 | 合計 |
| 【歩道舗装工】 | | | | | | | | | | | | | | | | |
| | | | | | | | | | | | | | | | | |
| 細粒度アスコン(再生材) | t=3cm | 1.50 | 232.01 | 1.50 | 49.95 | 1.50 | 49.26 | 1.50 | 71.52 | 1.50 | 60.96 | | | | m ² | 463.70 |
| | | | | | | | | | | | | | | | | |
| | | | | | | | | | | | | | | | | |
| | | | | | | | | | | | | | | | | |
| | | | | | | | | | | | | | | | | |
| | | | | | | | | | | | | | | | | |
| | | | | | | | | | | | | | | | | |
| | | | | | | | | | | | | | | | | |
| | | | | | | | | | | | | | | | | |
| | | | | | | | | | | | | | | | | |
| | | | | | | | | | | | | | | | | |
| | | | | | | | | | | | | | | | | |
| | | | | | | | | | | | | | | | | |
| | | | | | | | | | | | | | | | | |
| | | | | | | | | | | | | | | | | |
| | | | | | | | | | | | | | | | | |

歩道アスファルト舗装工

調 書

| 歩道アスファルト舗装工 | | | | | | | | | | | | | | | | | | | |
|--------------|-------|------------------|-------|------------------|-------|-------|-------|--|--|--|--|--|--|----|----------------|-------|--|--|--|
| 項 目 | | 花壇テーブル +ベンチ 1 | | 花壇テーブル +ベンチ 2 | | 花壇ベンチ | | | | | | | | | | | | | |
| | | | | | | | | | | | | | | | | | | | |
| 箇 所 | | 1 | | 1 | | 3 | | | | | | | | | | | | | |
| | | | | | | | | | | | | | | | | | | | |
| | | | | | | | | | | | | | | | | | | | |
| | | | | | | | | | | | | | | | | | | | |
| 種別・細目 | 規格 | 箇所当り | 数量 | 箇所当り | 数量 | 箇所当り | 数量 | | | | | | | 数量 | 単位 | 合計 | | | |
| 【歩道舗装工】 | | | | | | | | | | | | | | | | | | | |
| | | | | | | | | | | | | | | | | | | | |
| 細粒度アスコン(再生材) | t=3cm | 17.24 | 17.24 | 20.82 | 20.82 | 17.32 | 51.96 | | | | | | | | m ² | 90.02 | | | |
| | | | | | | | | | | | | | | | | | | | |
| | | | | | | | | | | | | | | | | | | | |
| | | | | | | | | | | | | | | | | | | | |
| | | | | | | | | | | | | | | | | | | | |
| | | | | | | | | | | | | | | | | | | | |
| | | | | | | | | | | | | | | | | | | | |
| | | | | | | | | | | | | | | | | | | | |
| | | | | | | | | | | | | | | | | | | | |
| | | | | | | | | | | | | | | | | | | | |
| | | | | | | | | | | | | | | | | | | | |
| | | | | | | | | | | | | | | | | | | | |
| | | | | | | | | | | | | | | | | | | | |
| | | | | | | | | | | | | | | | | | | | |
| | | | | | | | | | | | | | | | | | | | |
| | | | | | | | | | | | | | | | | | | | |

歩道透水性舗装工

調 書

| 項 目 | | スロープ1 | | スロープ1 取付部 | | 天端 | | | | | | | | | | | |
|----------------|-------|-------|-------|--------------|------|-------|-------|------|------|------|------|------|----|----|----------------|--------|--|
| | | | | | | | | | | | | | | | | | |
| 延 長 | | 49.56 | | 0.60 | | 18.02 | | | | | | | | | | | |
| | | | | | | | | | | | | | | | | | |
| 取 付 間 口 延 長 | | | | | | | | | | | | | | | | | |
| | | | | | | | | | | | | | | | | | |
| 取付間口控除後延長 | | | | | | | | | | | | | | | | | |
| | | | | | | | | | | | | | | | | | |
| 種別・細目 | 規格 | 断面当り | 数量 | 断面当り | 数量 | 断面当り | 数量 | 箇所当り | 箇所当り | 箇所当り | 箇所当り | 箇所当り | 数量 | 数量 | 単位 | 合計 | |
| 【透水性舗装工】 | | | | | | | | | | | | | | | m ² | | |
| | | | | | | | | | | | | | | | | | |
| 透水性舗装 カラー舗装 | t=3cm | 1.50 | 74.34 | 1.38 | 0.83 | 2.00 | 36.04 | | | | | | | | m ² | 111.21 | |
| | | | | | | | | | | | | | | | | | |
| | | | | | | | | | | | | | | | | | |
| | | | | | | | | | | | | | | | | | |
| | | | | | | | | | | | | | | | | | |
| | | | | | | | | | | | | | | | | | |
| | | | | | | | | | | | | | | | | | |
| | | | | | | | | | | | | | | | | | |
| | | | | | | | | | | | | | | | | | |
| | | | | | | | | | | | | | | | | | |
| | | | | | | | | | | | | | | | | | |
| | | | | | | | | | | | | | | | | | |
| | | | | | | | | | | | | | | | | | |
| | | | | | | | | | | | | | | | | | |

歩道非透水性舗装工

調 書

| 項 目 | | スロープ2 | | スロープ2 取付部 | | | | | | | | | | | | |
|-----------------|---------|-------|-------|--------------|------|------|----|------|----|------|----|------|----|----|----------------|-------|
| | | | | | | | | | | | | | | | | |
| 延 長 | | 34.33 | | 0.50 | | | | | | | | | | | | |
| | | | | | | | | | | | | | | | | |
| 取 付 間 口 延 長 | | | | | | | | | | | | | | | | |
| | | | | | | | | | | | | | | | | |
| 取付間口控除後延長 | | | | | | | | | | | | | | | | |
| | | | | | | | | | | | | | | | | |
| 種別・細目 | 規格 | 断面当り | 数量 | 断面当り | 数量 | 断面当り | 数量 | 断面当り | 数量 | 断面当り | 数量 | 箇所当り | 数量 | 数量 | 単位 | 合計 |
| 【非透水性舗装工】 | | | | | | | | | | | | | | | | |
| | | | | | | | | | | | | | | | | |
| 非透水性舗装 カラー舗装 | t=0.3cm | 1.70 | 58.36 | 1.70 | 0.85 | | | | | | | | | | m ² | 59.21 |
| | | | | | | | | | | | | | | | | |
| | | | | | | | | | | | | | | | | |
| | | | | | | | | | | | | | | | | |
| | | | | | | | | | | | | | | | | |
| | | | | | | | | | | | | | | | | |
| | | | | | | | | | | | | | | | | |
| | | | | | | | | | | | | | | | | |
| | | | | | | | | | | | | | | | | |
| | | | | | | | | | | | | | | | | |
| | | | | | | | | | | | | | | | | |
| | | | | | | | | | | | | | | | | |
| | | | | | | | | | | | | | | | | |
| | | | | | | | | | | | | | | | | |

車道舗装工

延長調書

[illegible]

延長調書

[illegible]

延長調書

[illegible]

延長調書

[illegible]

延長調書

| スロープ1 | | | | | | | | | | | | | | | |
|--------------|---------|---|---|---|---|---|-----|-----|---------|---|---|---|---|---|-----|
| 測 点 | 延長 m | m | m | m | m | m | 摘 要 | 測 点 | 延長 m | m | m | m | m | m | 摘 要 |
| 0.00 ~ 49.56 | 49.56 | | | | | | | ~ | | | | | | | |
| | | | | | | | | | | | | | | | |
| | | | | | | | | | | | | | | | |
| | | | | | | | | | | | | | | | |
| | | | | | | | | | | | | | | | |
| | | | | | | | | | | | | | | | |
| | | | | | | | | | | | | | | | |
| | | | | | | | | | | | | | | | |
| | | | | | | | | | | | | | | | |
| | | | | | | | | | | | | | | | |
| | | | | | | | | | | | | | | | |
| | | | | | | | | | | | | | | | |
| | | | | | | | | | | | | | | | |
| | | | | | | | | | | | | | | | |
| | | | | | | | | | | | | | | | |
| | | | | | | | | | | | | | | | |
| | | | | | | | | | | | | | | | |
| | | | | | | | | | | | | | | | |
| | | | | | | | | | | | | | | | |
| | | | | | | | | | | | | | | | |
| | | | | | | | | | | | | | | | |
| | | | | | | | | | | | | | | | |
| | | | | | | | | | | | | | | | |
| | | | | | | | | | | | | | | | |
| | | | | | | | | | | | | | | | |
| 小 計 | 49.56 | | | | | | | 小 計 | | | | | | | |
| 累 計 | 49.56 | | | | | | | 累 計 | | | | | | | |
| | | | | | | | | 合 計 | 49.56 | | | | | | |
| | | | | | | | | | | | | | | | |

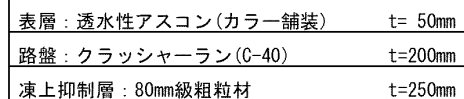
延長調書

| スロープ2 | | | | | | | | | | | | | | | |
|--------------|---------|---|---|---|---|---|-----|-----|---------|---|---|---|---|---|-----|
| 測 点 | 延長 m | m | m | m | m | m | 摘 要 | 測 点 | 延長 m | m | m | m | m | m | 摘 要 |
| 0.00 ~ 34.33 | 34.33 | | | | | | | ~ | | | | | | | |
| | | | | | | | | | | | | | | | |
| | | | | | | | | | | | | | | | |
| | | | | | | | | | | | | | | | |
| | | | | | | | | | | | | | | | |
| | | | | | | | | | | | | | | | |
| | | | | | | | | | | | | | | | |
| | | | | | | | | | | | | | | | |
| | | | | | | | | | | | | | | | |
| | | | | | | | | | | | | | | | |
| | | | | | | | | | | | | | | | |
| | | | | | | | | | | | | | | | |
| | | | | | | | | | | | | | | | |
| | | | | | | | | | | | | | | | |
| | | | | | | | | | | | | | | | |
| | | | | | | | | | | | | | | | |
| | | | | | | | | | | | | | | | |
| | | | | | | | | | | | | | | | |
| | | | | | | | | | | | | | | | |
| | | | | | | | | | | | | | | | |
| | | | | | | | | | | | | | | | |
| | | | | | | | | | | | | | | | |
| | | | | | | | | | | | | | | | |
| | | | | | | | | | | | | | | | |
| | | | | | | | | | | | | | | | |
| | | | | | | | | | | | | | | | |
| | | | | | | | | | | | | | | | |
| 小 計 | 34.33 | | | | | | | 小 計 | | | | | | | |
| 累 計 | 34.33 | | | | | | | 累 計 | | | | | | | |
| | | | | | | | | 合 計 | 34.33 | | | | | | |
| | | | | | | | | | | | | | | | |

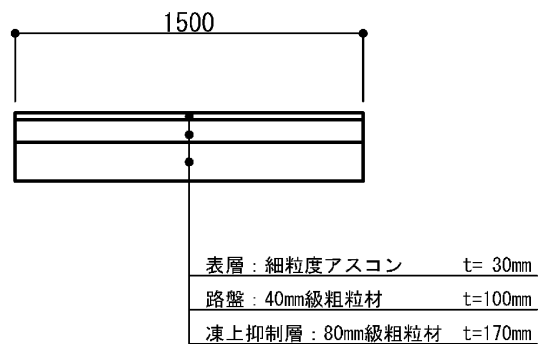
延長調書

[illegible]

断面当り数量調書

[illegible]

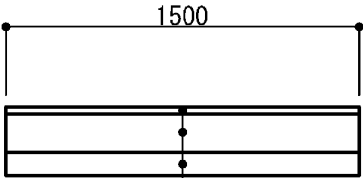
断面当り数量調書

[illegible]

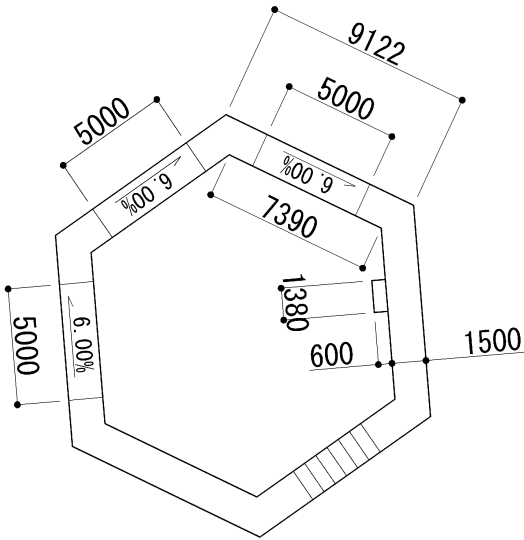
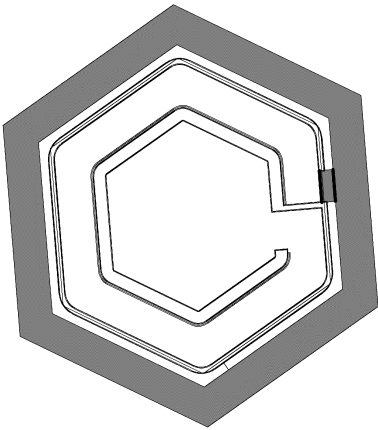
舗装工

スロープ1

断面当り数量調書



| | |
|----------------------|---------|
| 表層：透水性舗装(カラー舗装) | t= 30mm |
| 透水性路盤：クラッシャーラン(C-40) | t=170mm |
| フィルター層(砂) | t=100mm |



6.00%斜比: 1.00179

$L = (9.122 + 7.390) / 2 \times 6 = 49.536 \text{ m}$

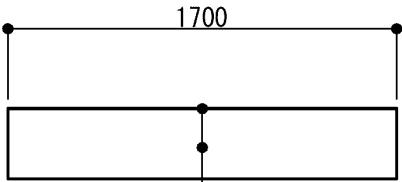
(斜比考慮) $L = 49.536 - 5.000 \times 3 + 5.000 \times 1.00179 \times 3 = 49.563 \text{ m}$

| 名 称 | | 算 式 | | 数 量 | 単位 |
|---------|-------|-------|---------|------|----|
| 【歩道舗装工】 | | | | | |
| 透水性舗装 | カラー舗装 | t=3cm | W= 1.50 | 1.50 | m |
| 【取付部】 | | | | | |
| 透水性舗装 | カラー舗装 | t=3cm | W= 1.38 | 1.38 | m |
| | | | | | |
| | | | | | |
| | | | | | |
| | | | | | |

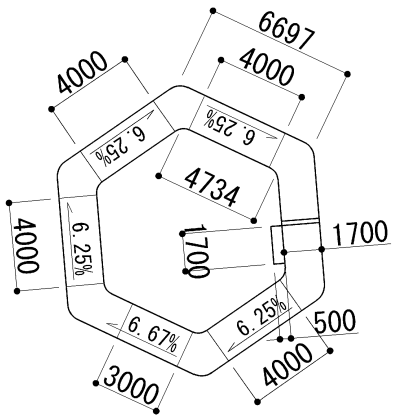
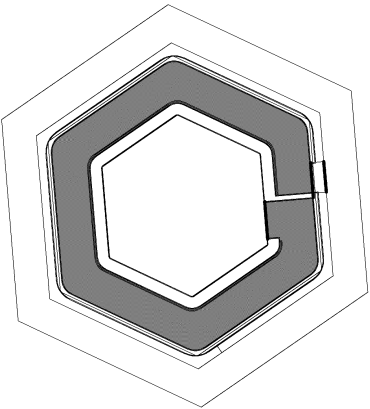
舗装工

スロープ2

断面当り数量調書



表層：ウレタン系弾性舗装(カラー舗装) t= 3mm
コンクリートスラブ：モニュメント t=300mm



6.25%斜比：1.00195

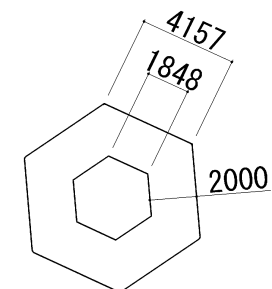
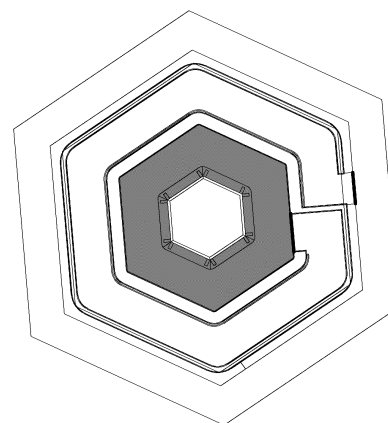
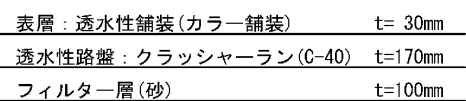
6.67%斜比：1.00222

$L = (6.697 + 4.734) / 2 \times 6 = 34.293 \text{ m}$

(斜比考慮) $L = 34.293 - 19.00 + 4.00 \times 1.00195 \times 4 + 3.00 \times 1.00222 = 34.331 \text{ m}$

| 名 | 称 | 算 | | 式 | 数 | 量 | 単位 |
|---------|-------|---------|----|------|------|---|----|
| 【歩道舗装工】 | | | | | | | |
| 非透水性舗装 | カラー舗装 | t=0.3cm | W= | 1.70 | 1.70 | | m |
| 【取付部】 | | | | | | | |
| 非透水性舗装 | カラー舗装 | t=0.3cm | W= | 1.70 | 1.70 | | m |
| | | | | | | | |
| | | | | | | | |
| | | | | | | | |
| | | | | | | | |

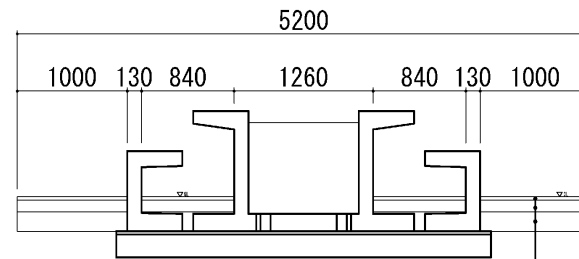
断面当り数量調書



$$L = (4.157 + 1.848) / 2 \times 6 = 18.015 \text{ m}$$

[illegible]

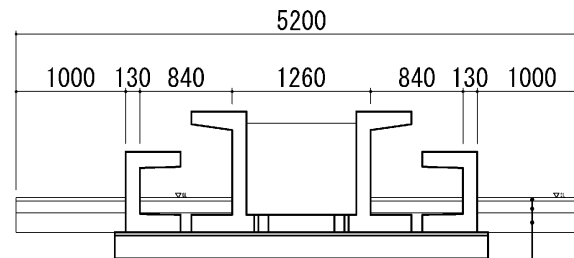
箇所当り数量調書



A= 17.236 m2 (CAD計測)

[illegible]

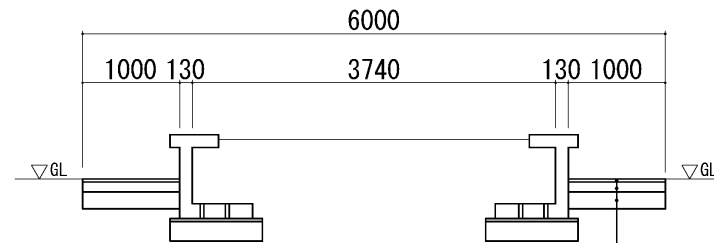
箇所当り数量調書



凍上抑制層：80mm級粗粒材 $t=170\text{mm}$

[illegible]

箇所当り数量調書



A= 17.321 m2 (CAD計測)


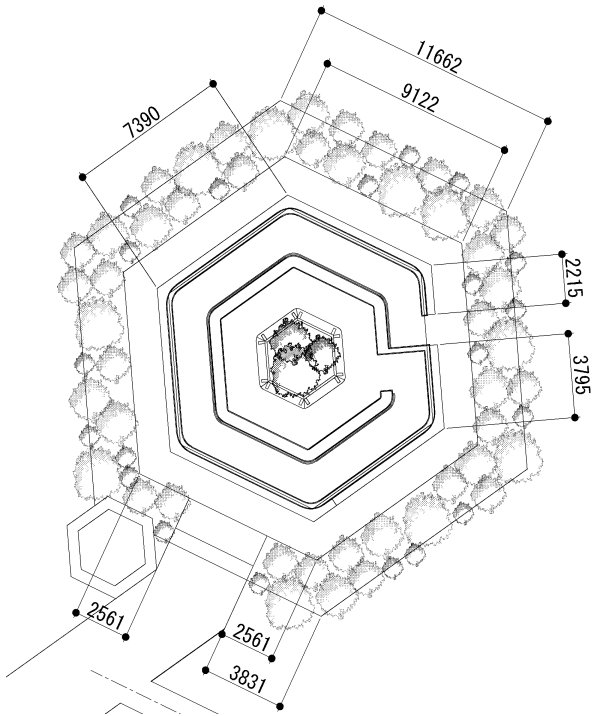
[illegible]

[illegible]

道路附属施設工(見切り材)

モニュメント外周

箇所当り数量調書



| 名 称 | | 算 式 | | 数 量 | 単位 |
|-----------|------|----------------|--------------------------|-------|----|
| 【道路附属施設工】 | | | | | |
| 見切り材 | 植栽外側 | H127mm × 13.0m | L= 11.662 × 5+3.831 | 62.14 | m |
| 見切り材 | 園路外側 | H127mm × 13.0m | L= 9.122 × 5+2.561 × 2 | 50.73 | m |
| 見切り材 | 園路内側 | H127mm × 13.0m | L= 7.390 × 5+2.215+3.795 | 42.96 | m |
| | | | | | |
| | | | | | |
| | | | | | |
| | | | | | |